


# The Scoop in Family Child Care

February 2026 | Issue 56

## Featured Book

The groundhog is a friendly guy, and he likes to be left alone. These kids have scared him off, and they need your help to find him! In this illustrative book, a group of children are playing outside when they accidentally wake the groundhog living in the park. When the groundhog runs away, the kids realize that tomorrow is Groundhog Day. If they don't catch the groundhog and bring him back, the town won't know when winter ends! This fun picture book is filled with silly rhymes and illustrations sure to delight young readers and educators alike with STEAM concepts and classic hilarity and chaos.



<https://www.youtube.com/watch?v=cMrxxZ5rjBw>

## Sensory

### Shadow Investigation

#### Materials Needed

- Flashlight
- Random toys or other objects
- Paper (optional)

#### Directions

Talk about shadows with your kids for a fun learning experience. Grab some items from around the room and give students a flashlight to shine and create shadows. To make this activity extra fun, you can also print cards with the type of shadow that needs to be made and have kids look for that object.



## Art Project

### Groundhog Day Paper Plate Craft

#### Materials Needed

- Groundhog print-out or drawing
- Paper plate
- Construction paper
- Paint
- Craft Stick
- Cotton Balls
- Glue
- Scissors
- Colored pencils or crayons



#### Instructions

For full instructions, go to

[www.mothergooseclub.com/blog/groundhog-day-paper-plate-craft/](http://www.mothergooseclub.com/blog/groundhog-day-paper-plate-craft/)

## Finger Play

### I'm a Little Groundhog

I'm a little groundhog, Furry and brown  
I pop my head out of my hole and look around  
But if I see my shadow, I'll go back down  
For six more weeks of winter underground

I'm a little groundhog, furry and brown  
I pop my head out of my hole and look around  
If I don't see my shadow, I'll stay out here  
And you'll have Spring early this year



<https://www.youtube.com/watch?v=BbtkSNJe1Sw>

## Nutrition

### Groundhog Day Pudding Cups

#### Ingredients









- Nutter Butter Cookies
- Chocolate Pudding Cups
- Coconut Flakes
- Brown M&Ms
- Small Candy Eyes
- Miniature Marshmallows
- Green Food Coloring

#### Directions

Put coconut flakes in a bowl and mix with a few drops of green food coloring. Open one Nutter Butter cookie and use the inside "butter" to add the facial features on the groundhog. Take your groundhog and place them inside the pudding cups and top with your "grass" (green coconut flakes).



## 12 More Books Featuring Groundhogs



# The Scoop in Family Child Care

February 2026 | Issue 56

## Referral Services

### Submit Your Complete Update Survey

If you have not done so, please take ten minutes to follow the QR code to fill out the Complete Update Survey. This year, the State is using the data we collect to set the new CCAP Reimbursement rates, so it's crucial that we get your response.



If you have any questions, contact our Referral Specialist, Jessi, at [jguzman@salccc.org](mailto:jguzman@salccc.org) or (309) 686-3750, Option 3.

## Trainings

### Addressing Challenging Behavior for Preschool

This training provides the practices for understanding children's challenging behavior, how to respond to that behavior, becoming aware of bias in responding, de-escalating behavior, and the components of developing a behavior support plan for children with persistent challenging behavior.

**Mondays, February 23 & March 2**

5:45 - 9:00 p.m. | Virtual on Zoom

**Registration Deadline: 11:55 p.m. Sunday, February 15**

Register at [www.salccc.org/provider-services/training](http://www.salccc.org/provider-services/training).

## Health & Safety

### Tips for Preventing Burns

- 1. Careful Cooking:** Never leave food unattended on the stove. Always restrict children's use of stoves, ovens, or microwaves.
- 2. Safe Placement:** Keep hot food and liquids away from the edge of the counter.
- 3. Be Alarmed:** Install and maintain smoke alarms in your home and on every floor. Do monthly tests to make sure they're working properly.
- 4. Know the Temperature:** Set the water heater's thermostat to 120 degrees or lower to prevent the water from getting too hot.

## Grants

CPR/First Aid Reimbursements are available!

Applications to request reimbursement for CPR and First Aid training costs are available now. Be sure to keep your certification current and submit your documentation to take advantage of this ongoing support.

These funds can cover up to \$117 per participant.

Learn more about how to apply for these funds and what they cover by going to [www.salccc.org/provider-services/grant-opportunities](http://www.salccc.org/provider-services/grant-opportunities).

## Home Child Care Network

Home Child Care Network is seeking licensed home care providers to join their **free** program. Their program offers free monthly training, technical support for grants and budgets, mental health support including screenings, and add-on rates for 2nd and 3rd shifts and weekends, with monthly payments guaranteed by the 15th of the month.

For more information, call (309) 685-8064.

## Home Daycare Professional Group

Third Tuesday of the Month  
6:30 p.m. - 8:00 p.m.  
Zoom Meeting



## Higher Education Navigation

### Thinking about advancing your Early Education Career?

Contact a Higher Education Navigator for Help:

1. Determining your educational goals
2. Identifying which programs are available to best fit your needs
3. Connecting you with Early Childhood Education scholarship opportunities
4. Acting as a point of contact with Higher Education Institutions
5. Completing your Gateways membership
6. CDA cohort
7. Other assistance as needed

Call (309) 686-3750 Option 7

For more information on any of our programs and services  
Call: (309) 686-3750 | Fax: (309) 686-3850 | Visit: [www.salccc.org](http://www.salccc.org)  
Child Care Assistance Program Option 2  
Referrals Option 3  
Training Registration Option 4  
Grants Option 5  
Smart Start Grant Expert Option 6  
Higher Education Navigation Option 7  
Quality Visits or Information on ExceleRate Option 9

**SAL COMMUNITY SERVICES**

Child Care Connection of Central Illinois

3425 N. Dries Ln  
Peoria, IL 61604



@salchildcareconnection