




# THE SCOOP IN FAMILY CHILD CARE

For Licensed Home Child Care Providers

Date: June 5, 2023 Issue #30

## FEATURED BOOK



**The Little Red Fort** by Brenda Maier.

The Little Red Fort has an instantly familiar lilt that feels like a modern version of the Little Red Hen. The story lifts up Ruby as a determined and competent little girl who wants to build a fort. Themes of STEAM and gender equity are front and center as her brothers laugh at her efforts and mock her lack of skills. Ruby initially gets no help from her brothers, but does consult with her tool-savvy mother and grandmother who teaches her how to build the fort of her dreams.

[youtube.com/watch?v=1WdlsCgpb0Y](https://youtube.com/watch?v=1WdlsCgpb0Y)

## JUICY WORDS

This book is chocked full of great vocabulary words. Here are a few strategies to maximize children's vocabulary learning during story book readings.

1. Act out a word or invite children to act out a word with you.
2. Ask children to guess a word's meaning or explain a word.
3. Show a few prewritten words at the beginning of the story and ask children to listen for them.
4. After the read aloud, post the vocabulary words around the room/Library or add these words to the Writing Center.

## STEAM - BUILD A FORT

Invite children to build their own fort by first drawing a plan. Spark their creativity by asking them how they want their fort to look? What color should it be? How tall should we make it? What shape will it be? Will it have windows, doors, etc.? Next, gather the supplies. Some ideas you could use is:

cardboard boxes, sheets, pool noodles, pvc pipes, logs, couch cushions, table, tape, clips, string, paint or even... Red Solo cups.

The important thing is to let the children be creative and have fun while trying to build the fort they planned!




## FINE MOTOR - HAMMERING

Hammering nails is always a "hit" with children!

Younger children can participate too with the use of golf tees instead of nails. Have them hammer into foam, playdough, boxes, or even the ground. This is great for eye-hand coordination.

With supervision, older children can start practicing with real nails and soft wood. You can get the nails started for them or use clothes pins so they can start them safely. Provide safety goggles and hammers and let the "building" begin!



## COOKING

What a fun cooking experience for children! Have them help to make breakfast on the grill.

Directions:  
Preheat an outdoor grill for medium high heat.

Coat all holes of a muffin pan with cooking spray and crack an egg into each hole. Add peppers or other ingredients as desired.

Place on grill and grill over medium high heat for 2 minutes, or to desired doneness.



## STORY SEQUENCING

As you may know, story sequencing is a crucial skill for our little ones to grasp. Literal understanding of a text is the foundation they need to become independent, active readers later on! After reading the story a few times, have them cut apart the page provided and encourage them to lay them out in sequential order while retelling those parts of the story.

## HEALTH AND SAFETY

### Tips for Swimming Safety

1. Watch kids when they are in or around water. Keep young children and weak swimmers within arm's reach of an adult. Make sure more experienced swimmers are with a partner every time.
2. Choose a Water Watcher. When there are several adults present, choose one to be responsible for watching children in or near the water for a certain period of time, such as 15 minutes. After 15 minutes, select another adult to be the Water Watcher.
3. Teach children how to swim. Every child is different, so enroll children in swim lessons when they are ready. Consider their age, development and how often they are around water.
4. Make sure kids learn these five water survival skills.
  - Step or jump into water over their head and return to the surface.
  - Turn around in the water and orient to safety.
  - Float or tread water.
  - Combine breathing with forward movement in the water.
  - Exit the water.
5. Teach children that swimming in open water is different from swimming in a pool. Be aware of situations that are unique to open water, such as limited visibility, depth, uneven surfaces, currents and undertow. These potential hazards can make swimming in open water more challenging than swimming in a pool.
6. Learn CPR and basic water rescue skills. It is important to know how to respond in an emergency without putting yourself at risk of drowning. Learning these skills may help you save a life.

## CHILD CARE CONNECTION REFERRAL SERVICE

Hello to our valued providers! We look forward to new changes coming to Referral! Last year, we made a transition to a simpler annual provider update form. From comments heard, this survey was helpful for our providers. This year, we are working on creating a way for you to report vacancies directly to our website. Watch for announcements on this new process.

I will be retiring from Child Care Connection, with my last day as July 7th. I have enjoyed working with you and the families in our community to bring together quality child care for all. Our new Referral Specialist is currently training and will be an excellent addition to our CCC family. Jessi Guzman may be reached at her email of JGuzman@salccc.org or by phone at 309-686-3750 x 2121.

I wish you all the best in your continued care of children,  
Becky Springman bspringman@salccc.org 309-686-3750 x2129



For information on any of our programs and services

3425 N. Dries Ln. Peoria, IL 61604

(309) 686-3750 Fax: (309) 686-3850

Visit our Website at: [www.salccc.org](http://www.salccc.org)

Find us on Facebook: [www.facebook.com/salchildcareconnection](https://www.facebook.com/salchildcareconnection)

For CCAP information choose Option 2 For help in finding childcare call Becky @ Option 3

For a Quality visit call Christy @ Option 9 For information on becoming a new provider call Stephanie @ Option 6

## TRAINING SPOTLIGHT



Did you know?

Early Childhood Investigations offers free webinars to early childhood educators. The series is produced by Engagement Strategies, LLC., and presented by leading authors, experts, and leaders. You can participate in conference-quality training without leaving your home. They are usually around 1:00 pm but if you can't watch them live, you will have access to the recordings.

Here are two upcoming titles we thought you might enjoy:

June 14th @ 1:00 pm

The Best Nature & Climate Books for the Children and Families in Your Program: Featuring The Annual Blueberry Awards!

June 22nd @ 1:00 pm

Becoming Legally Smart to Protect Your Early Childhood Program and Your Career, by Evelyn Knight

To register, go to:

[earlychildhoodwebinars.com/webinars/](http://earlychildhoodwebinars.com/webinars/)

*Home Daycare Professional Group*

Second Monday of the Month  
6:30 pm - 8:00 pm Zoom meeting




Upcoming Topics:


June 12- Environmental Set-up

July 10 - Art: Process over Product






Ruby drew the plans.



Ruby gathered the supplies.




Ruby cut the boards.



Ruby hammered in the nails.



Ruby played in the fort.



They all cleaned the plate.

## JUICY WORDS

fort

shrugged

supplies

clutched

delighted

aroma

creation

evening

huddled

gathered